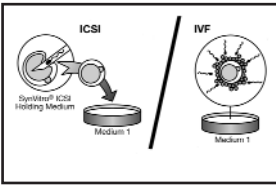
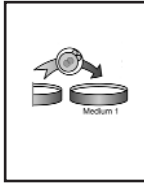


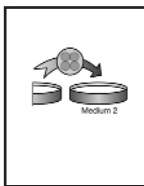
BlastAssist® System



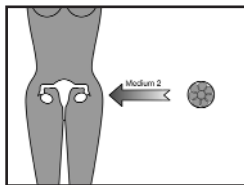
1. Carry out insemination (Day 0) in pre-equilibrated Medium 1 or Universal IVF Medium (Cat.No. 1030/1031). Where ICSI is required, the oocytes are transferred to Medium 1 immediately after injection.



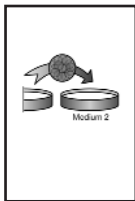
2. At 16-20 hours (Day 1), check for formation of pronuclei, then carefully wash and transfer pre-zygotes to a pre-equilibrated culture dish containing 50 µl microdrops or 0.5 ml wells/dishes of Medium 1 for further culture.
The embryos should be cultured singly or in multiples to a maximum of 4 per well.



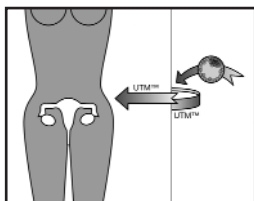
3. At the 4-6-cell stage, the embryos are carefully washed in pre-equilibrated Medium 2 and transferred to 50 µl microdrops or 0.5 ml for wells/dishes of the same medium.
The embryos should be cultured singly or in multiples to a maximum of 4 per well in this second stage medium.



4. At Day 3, when the embryos have reached the 6-8 cell stage they can be prepared and transferred to the uterus in Medium 2.



5. At Day 4, the embryos are carefully transferred to 50 µl microdrops or 0.5ml wells/ dishes of fresh pre-equilibrated Medium 2.
The embryos should be cultured singly or in multiples to a maximum of 4 per well.



6. Embryos are prepared and transferred to the uterus in Medium 2 when they have reached the blastocyst stage.